



VENEZIA TERMINAL PASSEGGERI S.p.A.

THE CRUISE PORT OF VENICE



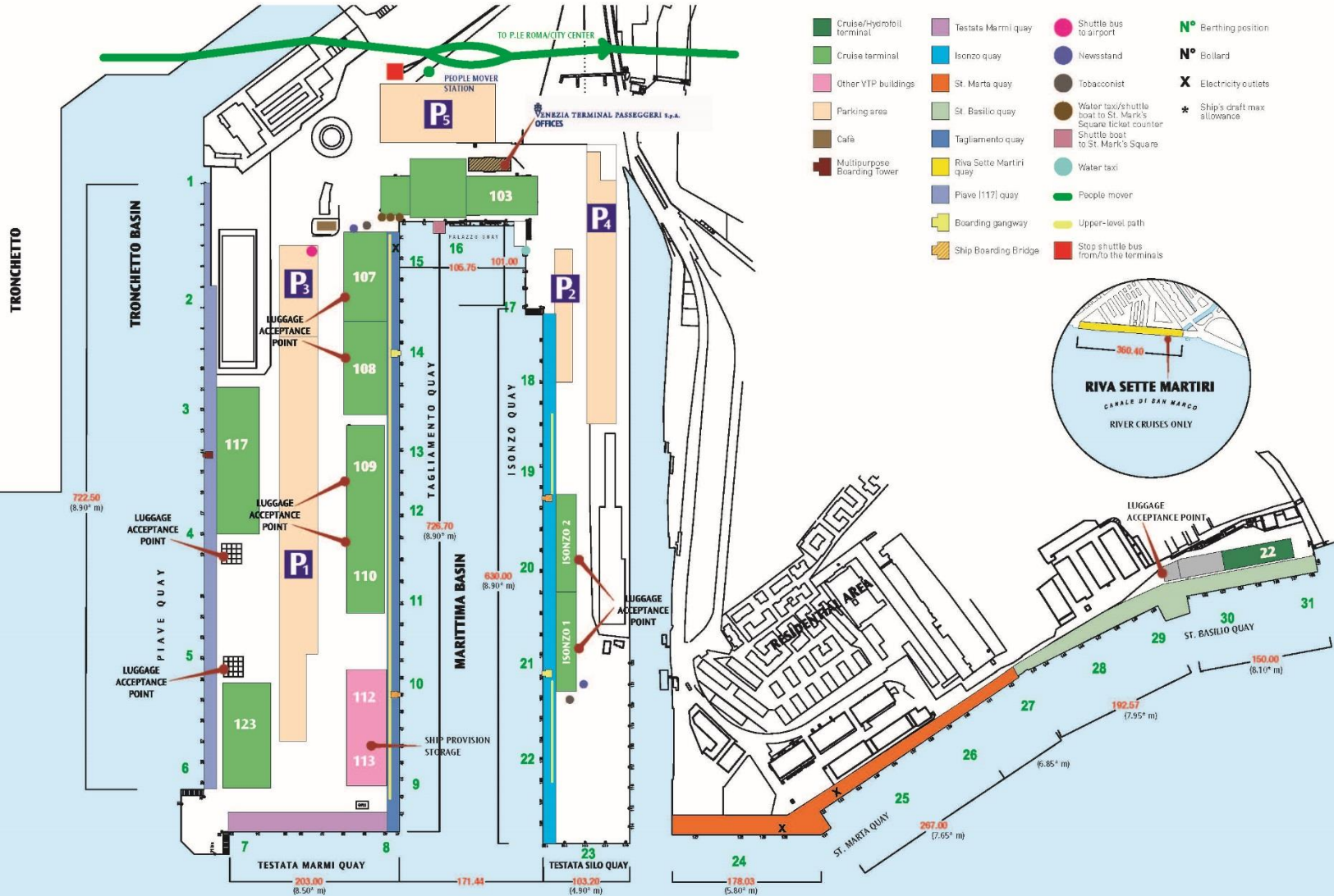
IAPH Hamburg Conference 2015

Thursday June 4th

Roberto Perocchio – Venezia Terminal Passeggeri Managing Director

THE PASSENGER PORT TODAY

 VENEZIA TERMINAL PASSEGGERI S.p.A.



VTP IN NUMBERS

- **Nearly 25 million of passengers** (of which **nearly 18 million of cruisers**) managed from 1997 to 2014;
- **479% of cruise traffic growth** from 1997 to 2014;
- **Annual growth average of cruisers in the period 2005-2014; +10%**

PRODUCTIVITY 2013

- ✓ 2.073.953 passengers of which 1.815.823 cruisers
- ✓ 3.350.000 pieces of luggage managed
- ✓ 51.000 cruisers' car parked in the Port facilities
- ✓ Up to 33.000 people transiting daily in high season period
- ✓ 47cruise companies, 87 cruise ships



THE DIMENSIONS OF THE PASSENGERS PORT OF VENICE

TOTAL SURFACE used by the passenger port :

- ✓ **290.000 sq.m.** of of ground area of which **93.000 sq.m.** of walkable covered spaces;
- ✓ **10 operational terminals;**
- ✓ **5 parks** for a total of **2100 places** for car and **40 places** for buses;
- ✓ **123.700 sq.m.** of maritime basin (Marittima Basin);
- ✓ **3.431 linear m.** of quays to host up to **12 ships.**



VTP NEW TERMINAL 109/110



Technical features:

- ✓ Surface: Dep. Area: 3600+3450 sq.m.; Arriv. Area: 3600+3100 sq.m.
- ✓ Embarkation equipment: SBB
- ✓ Access: 4 lifts, 4 escalators + wheel chair ramps
- ✓ Air conditioning
- ✓ 4 waiting rooms and 2 VIP lounges
- ✓ 88 check-in desks including RMP dedicated facilities
- ✓ 51 WCs including RMP dedicated facilities and baby changing table
- ✓ Refreshment areas and shops
- ✓ Pax info desks
- ✓ Left luggage deposit & lost and found service

SBB SERVING TERMINAL 109/110



Technical features

- ✓ Boarding or disembarking of over 2500 pax/hour from terminal level
- ✓ Min/max boarding height: +4.70 m ÷ +13.20 m
- ✓ Automatic leveling as tide rises or falls
- ✓ Ship security tracking devices in case of accidental ship detachment
- ✓ Air conditioning
- ✓ Easily used by RMP
- ✓ Outlet for external electrical power supply

MBT: IDEAL TO SERVE ONE STOREY TERMINALS



Technical features

- ✓ Boarding and disembarkation of more than 2000 pax per hour
- ✓ Telescopic tunnel on mobile platform
- ✓ Min/max boarding height: +4.00 m - +13.20 m
- ✓ Integrated security system for dock-ship access
- ✓ Large elevators that can adequately handle ship capacity
- ✓ Pax service stairs
- ✓ Easily used by persons with a disability or RMP
- ✓ Automatic leveling as tide rises or falls
- ✓ Ship security tracking devices
- ✓ Outlet for external electrical power supply
- ✓ Anti-collision devices at dock level

LUGGAGE HANDLING AND BOARDING




LUGGAGE HANDLING AND BOARDING



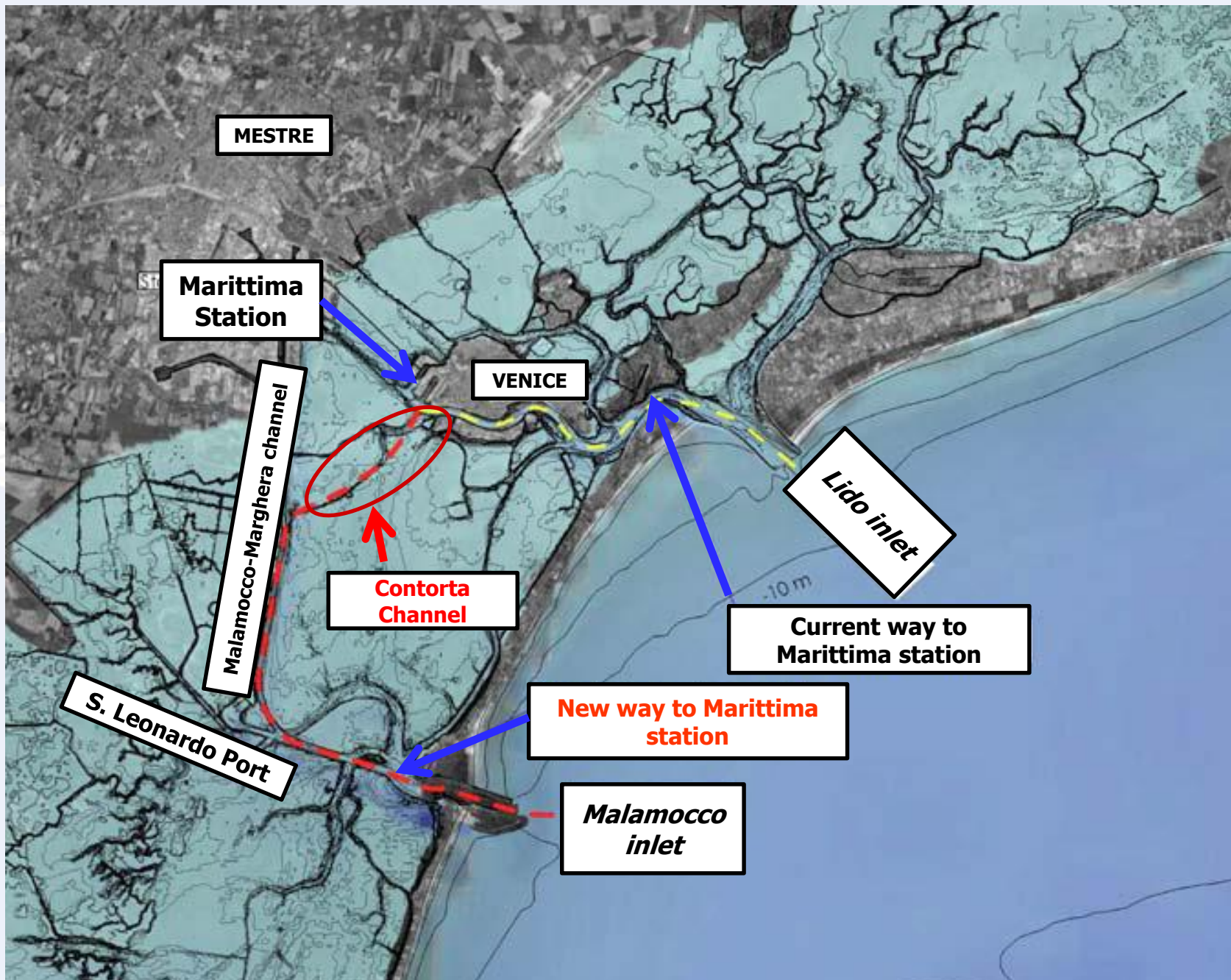
Doge 1 luggage handling system



Doge 2 luggage handling system



CONTORTA S.ANGELO NEW CHANNEL BLUEPRINT



THANK YOU FOR YOUR KIND ATTENTION!



www.vtp.it